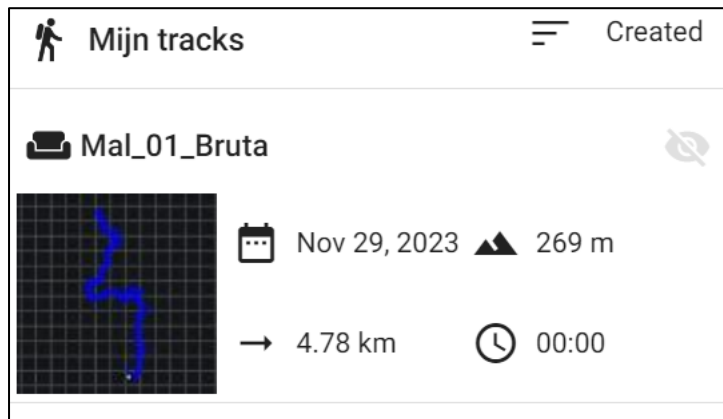


To reproduce the bugs

1) Import the track from “test.gpx” in the app and sync to the cloud

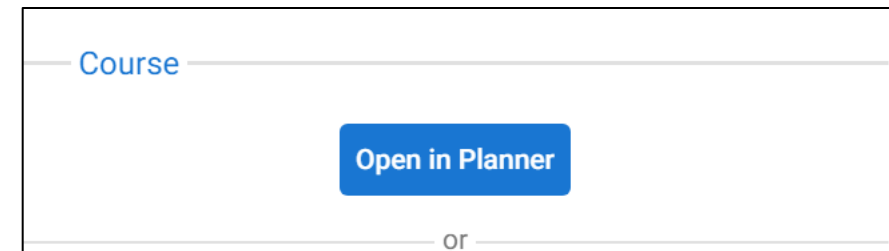
2) The track is imported with a couch icon



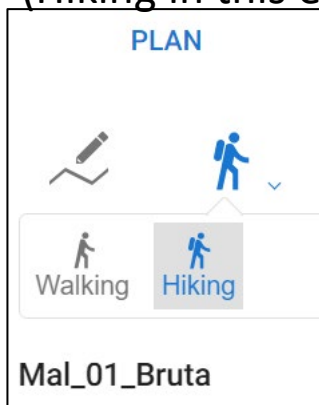
3) Click “EDIT”



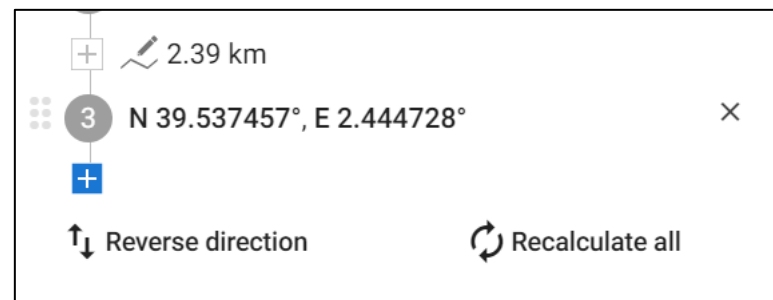
4) Click “Open in Planner”



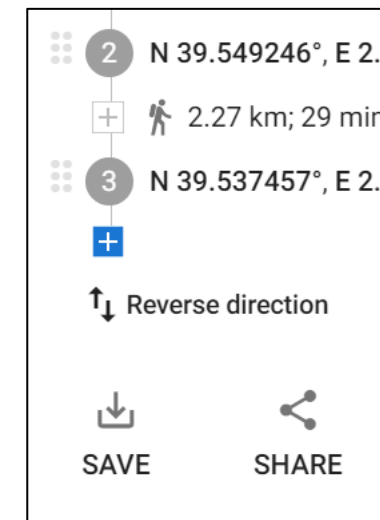
4) Click on a different profile
(Hiking in this example)



5) Click “Recalculate all”



6) Click “SAVE”



Bug number 1: Folder is unknown.

The “Folder” field is red, even though this was a track opened from a folder

Save to My library

Save planned route to My library and sync it with your mobile devices

Name

Description

Folder


Type of activity


Without navigation commands



7) Select the original folder and save the track there



Folder


8) There are now 2 tracks with the same name in the folder


 MaI_01_Bruta







 Nov 29, 2023  271 m

 4.53 km  00:00

 MaI_01_Bruta

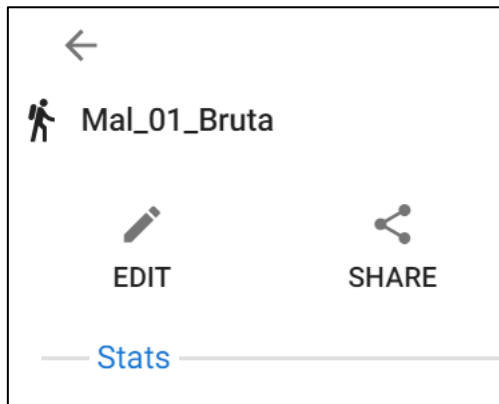


 Nov 29, 2023  269 m

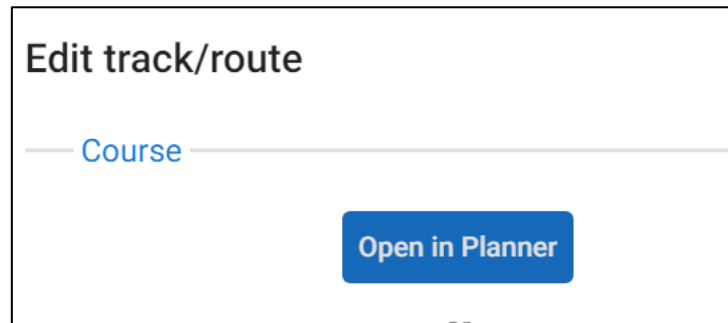
 4.78 km  00:00

Bug number 2: Profile is not retained

9) Select the newly saved track (with the hiking icon) and click "EDIT"



10) Select "open in planner"



The track profile of the first section is incorrect

